

Power BI Report Extraction Prerequisites

Contents

- 1. Introduction3
- 2. Power BI Report Extraction3
 - 2.1 From Local or Desktop (Single file at a time)3
- 3. Getting Help.....5

1. Introduction

LeapLogic's Assessment profiles existing inventory, identifies complexity, draws lineage, and provides comprehensive recommendations for migration to the modern data platform.

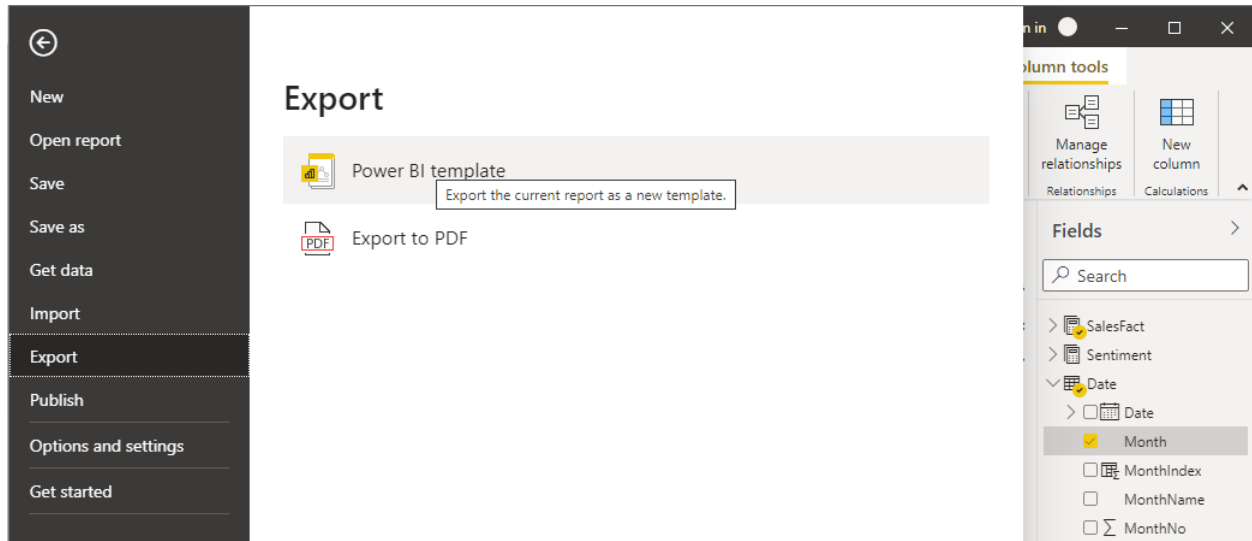
2. Power BI Report Extraction

LeapLogic requires Power BI report in the PBIT format to perform an assessment. See the following options containing the steps to achieve the same.

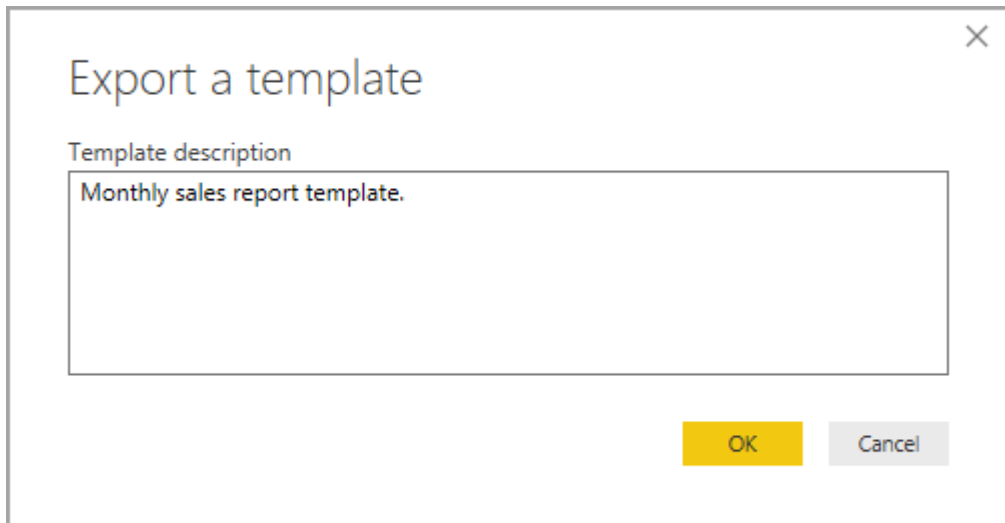
2.1 From Local or Desktop (Single file at a time)

Follow the below given steps to export the Tableau reports.

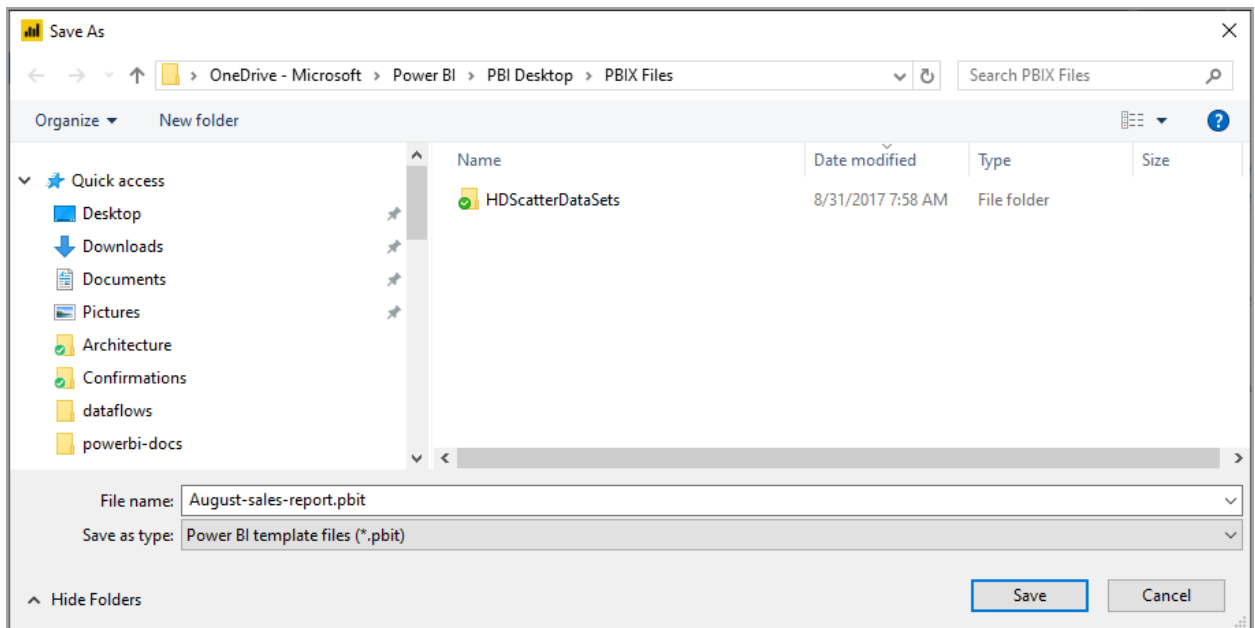
1. Open a Power BI Dataset/Report on your local machine or Desktop.
2. Select File > Export > Power BI template from the menu.



3. Which brings up the following window, which prompts you to provide a description for the template, its optional



4. When you select **OK**, you're prompted for a file location to store the .PBIT template file.



5. Save as Power BI Template file (*.pbit)

3. Getting Help

Contact LeapLogic technical support at info@leaplogic.io