

# Informatica IICS / IDMC Mapping Extraction Steps

# Contents

- 1. Introduction .....3
- 2. Informatica IICS / IDMC Mapping Task Extraction .....3
- 3. Getting Help.....6

## 1. Introduction

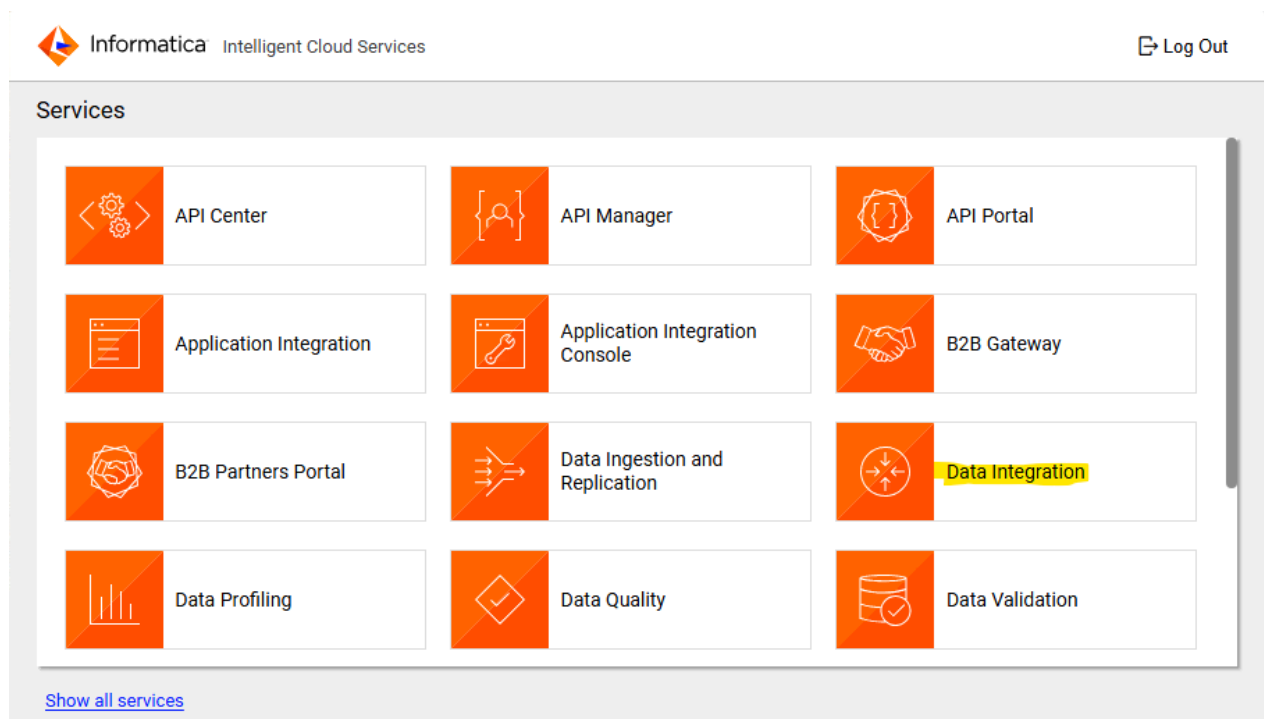
LeapLogic Assessment profiles existing inventory, identify complexity, lineage and provides comprehensive recommendations for migration to modern data platform.

## 2. Informatica IICS / IDMC Mapping Task Extraction

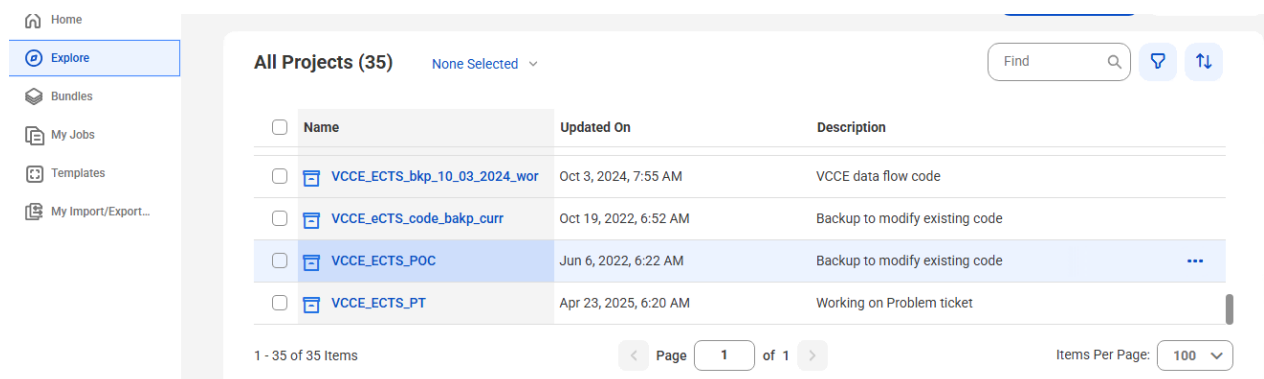
LeapLogic requires IICS / IDMC mapping tasks to be exported in the XML format. Below are the steps for exporting all the objects from IICS / IDMC.

Follow the below given steps:

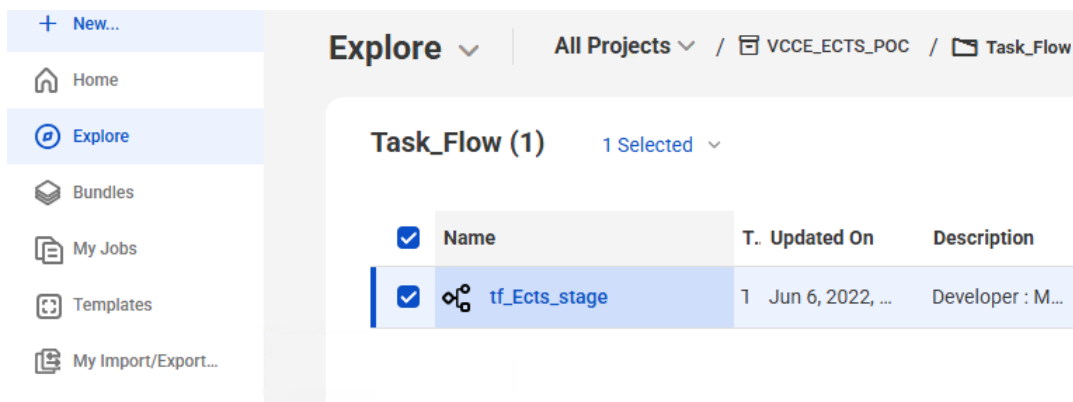
- Login to Informatica Intelligent Cloud Services and choose Data Integration service.



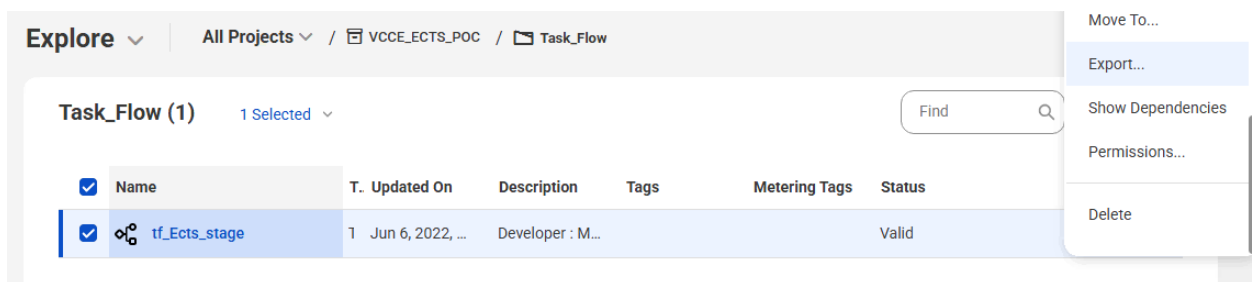
- In the Data Integration service, go to **Explore**.



- Click on the project from which you want to export the mapping tasks/taskflow.
- Select the mapping task you want to export.



- Click on the context menu to view more options. Click **Export...**



- Select **Include all dependencies for the selected assets** and then click **Export**.

## Export Assets



The assets listed below will be exported. Dependencies for these assets will be included in the export file.

Job Name: \*

tf\_Ects\_stage-1751973301241

☒ Include all dependencies for the selected assets

### Assets (12)



Name	Type	Location	Description
DP_DEV_IICS_CTSI	Connection		Data products conne...
t_ECTS_full_refres	Mapping Task	VCCE_ECTS_POC\Ta...	Developer: Madhu Bh...
ECTS_IMPACT_DEV	Connection		ECTS_IMPACT dev

1 - 12 of 12 Items

< Page 1 of 1 >

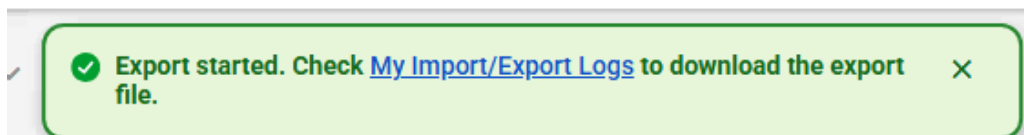
Items Per Page: 25



Export

Cancel

- The export operation starts with a success message.



- Navigate to **My Import/Export Logs**.

## My Import/Export Logs

Import


Export





### Jobs (1)




Instance Name	Start Time	User Name	Start Method	Status
tf_Ects_stage-175197...	Jul 8, 2025, 4:15 AM	l086629@lilly.com.SA...	UI	Export completed...

- Download the export of the mapping task/taskflow.

Instance Name	Start Time	User Name	Start Method	Status	
tf_Ects_stage-175197...	Jul 8, 2025, 4:15 AM	l086629@lilly.com.SA...	UI	✓ Export completed...	

Downloads    

---

 What do you want to do with tf\_Ects\_stage-1751973301241.zip?

- Click **Save as** to save the exported file.
- Similarly, download other required mappings tasks.
- Archive all of them using any standard file archiver.
- Your exports are ready.

### 3. Getting Help

Contact LeapLogic technical support at [info@leaplogic.io](mailto:info@leaplogic.io)